

2014 Annual Report

Jan. 1, 2014 – Dec. 31, 2014



Kentucky Department of Charitable Gaming

The Year In Review

2014 Charitable Gaming Advisory Commission

Secretary Ambrose Wilson IV

Public Protection Cabinet
Frankfort, Kentucky
Member by virtue of office

Proxy Heather Combs

Attorney General Jack Conway

Office of the Attorney General
Frankfort, Kentucky
Member by virtue of office

Proxy Benjamin Long

James K. "Kent" Pleasants

Lexington, KY
Certified Public Accountants
Term Expires July 10, 2017

Michael Hayes

Louisville, KY
Member at Large
Term Expires July 10, 2018

Carlos Pugh

Frankfort, KY
Joint Executive Council of Veterans Organization
Term Expires July 10, 2015

Monica Rath

Newport, KY
Volunteer Firefighters
Term Expires April 23, 2015

Jennifer M. McKenna

Frankfort, KY
Catholic Organizations
Term Expires July 10, 2016

Robert L. Clark

Louisville, KY
Kentucky Charitable Gaming Association
Term Expires July 10, 2014

Larry Cleveland

Frankfort, KY
Commonwealth Attorney's
Term Expires July 10, 2014

The Year In Review

DCG Outlook

The focus of the Kentucky Department of Charitable Gaming is educating the public on the statutes and regulations that govern the charitable gaming industry, emphasizing the importance of charitable gaming to the citizens and communities across the Commonwealth of Kentucky, and ensuring the integrity and accountability of a \$347 million dollar cash industry. The department is consistently examining methods used across the state for ways to make charitable gaming easier and more profitable for charities. The department's number one goal is to ensure every dollar made available in charitable gaming ends up in the hands of the charities in order to achieve their charitable purpose.

The department continues to seek ways to be more service friendly, helpful and find new ways to assist the charities in maintaining compliance. The department staff is committed to enhancing and improving our outreach efforts and is here to help charities with questions, concerns, or issues that may arise. We look forward to working with you and best wishes to each and every organization in reaching their charitable goal.

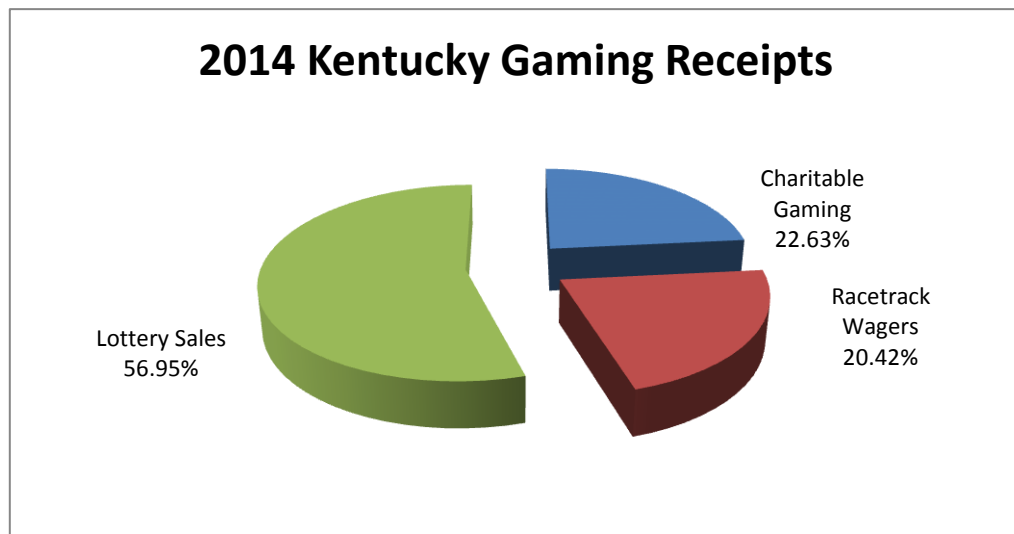
Set forth below are annual budget appropriations for the last five years, together with the corresponding staff complement for the period and each year's gross receipts fee. The Department of Charitable Gaming is required by statute to be self-supporting through a fee collected on gross gaming receipts paid by more than 579 Kentucky Licensed Charitable Gaming Organizations, while an additional 818 licenses are classified as exempt because they earn below \$25,000 annually. Effective July 1, 2007, KRS 238.570 was amended to allow adjustment to this fee based on annual gross receipts by October 1 of each odd-numbered year.

Fiscal Year	Budget Appropriation	# of Staff	Fee
2010	\$3,092,900	38	.00649
2011	\$2,834,500	37	.00764
2012	\$3,299,000	34	.00764
2013	\$3,498,600	32	.00914
2014	\$3,818,850	34	.00914

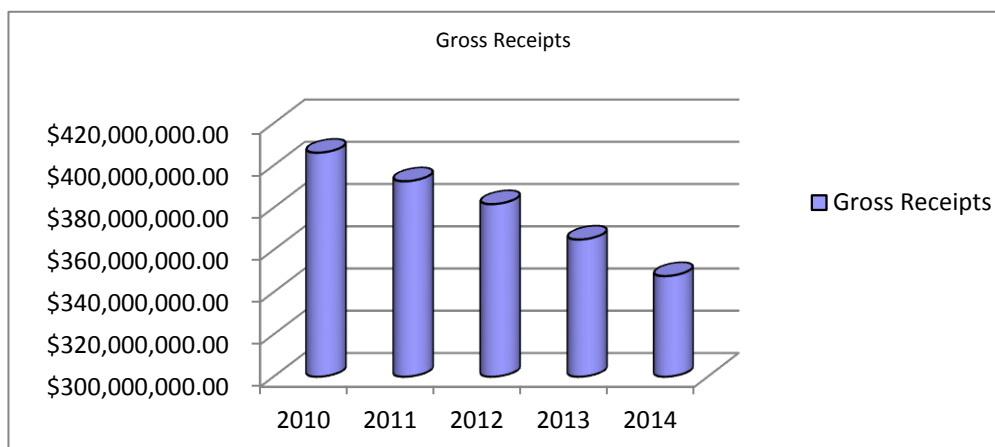
The Year In Review

Gross Receipts

In 2014, charitable gaming players spent more money on charitable gaming than wagered on horse racing in Kentucky. Of the three types of legalized gaming in Kentucky, charitable gaming received over \$347.6 million in gross receipts, or 22.63 percent of the dollars wagered. The Kentucky Lottery had the largest amount of gaming revenue, capturing approximately \$874.6 million, or 56.95 percent in gross receipts, while horse racing wagered receipts were approximately \$313.6 million, or 20.42 percent. *Additional \$365.1 million was wagered on Historic Racing.




- The gross receipts of a charitable gaming organization are defined as the money taken at the door before payouts or expenses are deducted. In 2014, the gross receipts for Kentucky's charitable gaming organizations were **\$347,617,530.03**
- The following chart represents the comparison with previous years:



The Year In Review

Retention Percentage

Kentucky has a statutory 40 percent retention percentage. Charities must retain 40 percent of their adjusted gross receipts and devote these proceeds to their charitable purposes. The retention percentage (money available for charities to be used) was 62.56 percent in 2014.



The Year In Review

Charitable Organizations/Types of Licensees

The Department of Charitable Gaming licenses not only charitable organizations, but also the manufacturers of gaming supplies, distributors of gaming supplies, and the facilities in which charitable gaming occurs. Charitable gaming organizations include churches, schools, bands, sports programs, veterans groups, fire and rescue departments, arts organizations, animal welfare groups, history or museum organizations, and others.

In order to qualify for a gaming license, an organization must have an IRS 501(c)(3), (4), (8), (10), or (19) exempt organization status, or be a school, institution of higher education, or state college or university. Since the department's creation, one-third of charitable gaming licensees are Catholic charities (churches, schools, or men's groups). Organizations associated with military veterans make up the second largest group of licensees. Together, these two groups account for approximately half of Kentucky's 1,471 licensed charitable gaming organizations, 579 licensed organizations and 818 exempt licenses in 2014.

In 2014, the numbers of licenses overseen by the Department of Charitable Gaming breaks down as follows:

Organizations	579
Manufacturers	22
Distributors	14
Facilities	38
Exempt	818
CFE *	227
SLCFE **	81

***Charity Fundraising Event**

****Special Limited Charity Fundraising Event**

The Year In Review

Audit Branch

The Audit Branch of the Kentucky Department of Charitable Gaming is located within our Enforcement Division. The Audit Branch offers assistance to charitable gaming organizations with the accurate reporting of their charitable gaming operations and proceeds. Also, the Audit Branch works as an integral part of the investigative process.

This is accomplished by the following:

- Training- to ensure that gaming organizations are as thoroughly familiar as possible with the gaming regulations and statutes.
- Reporting- to assist charities with the accurate reporting of the results of their gaming operations and the remittance of the fee due based on the gross receipts generated by those operations.
- Audits- examining the financial records of a charity to ensure that all statutory and regulatory requirements have been met.
- Ninety-eight audits were assigned during 2014. Of the 98, 24 were completed and published. Seventy-four were carried over to 2015.
- Four Audits from 2013 and five from 2011 were completed and published for a total of 31 in 2014.

In addition to the training, reporting and auditing activities, all members of the audit branch staff have worked on and assisted with multiple criminal investigations.

Investigative Branch

The Investigative Branch is part of the Enforcement Division. The main function of this branch is to investigate complaints of criminal activity regarding charitable gaming within the Commonwealth of Kentucky.

The Investigative Branch is overseen by the Director of Enforcement. In fiscal year 2014, there were four investigators and one Administrative Specialist III assigned to the Enforcement Division. These investigators' main duties are focused on investigating complaints and/or alleged criminal activity. They are located throughout the Commonwealth of Kentucky. The criminal allegations may include theft, criminal possession of a forged instrument, promoting gambling, possession of gambling devices, participation in a continuing criminal enterprise, diversion of charitable gaming funds, tax evasion and money laundering.

The Investigative Branch works hand in hand with the Audit Branch and the Licensing and Compliance Branch as well as with local, state and federal law enforcement agencies, joint task forces and prosecutors in order to enhance the investigation of criminal charitable gaming cases.

In 2014, the Investigative Branch opened 46 new criminal cases, 32 of which have been closed with various outcomes. Of the remaining 14 cases, five are pending final audits and being investigated for possible criminal and/or administrative violations. There were two cases from 2013 that were adjudicated in court.

The Year In Review

Legal Branch

The Legal Branch of the Department of Charitable Gaming continued its work to improve efficiencies in 2014. For the third year in a row, charities not meeting the required 40 percent retention of net gaming receipts were notified by April 2014, as opposed to prior years where they were not notified until September or October. Earlier notification allows organizations to plan for the current year to maximize fundraising efforts and avoid future penalties or suspension. The Legal Branch also began interim review and preparation of a housekeeping bill to be filed during the 2015 legislative session. The proposed housekeeping legislation was heard by the Interim Joint Committee on Licensing and Occupations in November 2014, and the bill was filed for the 2015 session. A majority of the department's housekeeping bill was passed as an addition to another charitable gaming bill. Finally, the Legal Branch issued 386 Notices of Proposed Administrative Action in 2014. Of those, none went to final hearing, 24 are still ongoing, and the remainder were resolved via final order or by settlement agreement.

Accounting Section

In FY 2014, the Accounting Section continued its efforts to assure that financial reports are reviewed within the two month deadline established by KRS 238.560(3)(d) while maintaining a high quality of financial review. As a result, most charities were able to correct deficiencies in their financial reporting processes before the next quarterly financial report was due. The Accounting Section also partnered with the Licensing Branch to streamline the reporting requirements for special charity gaming events, special limited charity fundraising events and raffles. The Accounting Section and Audit Branch worked together to identify and audit organizations that demonstrated a pattern of financial anomalies to assure that all fundraising gaming efforts were being properly used for charitable purposes.

The Year In Review

County	Bingo Gross	Pulltab Gross	Raffle Gross	NC Prize Wheels Gross	Special License Gross	Ret'd Checks Collected	Ret'd Checks
Adair	\$390,710.46	\$870,230.41	\$25,796.34	\$0.00	\$0.00	\$1,585.00	\$2,960.00
Anderson	\$312,695.98	\$1,615,656.00	\$8,410.00	\$0.00	\$244.00	\$11,990.00	\$13,142.00
Barren	\$0.00	\$0.00	\$26,513.00	\$0.00	\$0.00	\$0.00	\$0.00
Bath	\$0.00	\$0.00	\$30,000.00	\$0.00	\$0.00	\$0.00	\$0.00
Bell	\$3,397,416.69	\$14,460,390.62	\$71,885.00	\$0.00	\$22,875.00	\$2,105.00	\$16,417.00
Boone	\$843,476.62	\$4,187,700.63	\$237,897.85	\$0.00	\$224,888.79	\$6,467.00	\$5,132.00
Bourbon	\$0.00	\$0.00	\$0.00	\$0.00	\$0.00	\$0.00	\$0.00
Boyd	\$1,080,055.78	\$7,816,255.01	\$242,920.00	\$0.00	\$2,394.00	\$26,737.00	\$28,550.00
Boyle	\$282,594.00	\$911,206.00	\$17,460.00	\$0.00	\$63,366.00	\$1,230.00	\$2,570.00
Bracken	\$3,939.80	\$6,127.00	\$16,295.00	\$0.00	\$37,897.00	\$0.00	\$0.00
Breckinridge	\$182,954.00	\$856,729.00	\$6,388.00	\$359.50	\$60,553.41	\$912.00	\$1,082.00
Bullitt	\$837,705.00	\$3,554,179.21	\$14,463.52	\$1,317.32	\$64,669.08	\$3,205.00	\$3,160.00
Calloway	\$127,346.00	\$370,733.00	\$2,500.00	\$0.00	\$12,304.00	\$1,186.34	\$750.00
Campbell	\$640,240.00	\$1,751,601.00	\$358,089.00	\$7,468.00	\$441,540.82	\$675.00	\$1,595.00
Carlisle	\$7,461.90	\$5,279.74	\$9,438.75	\$0.00	\$0.00	\$0.00	\$0.00
Carroll	\$49,168.00	\$344,695.00	\$0.00	\$0.00	\$0.00	\$1,963.00	\$890.00
Christian	\$1,484,474.00	\$1,601,950.00	\$71,971.00	\$0.00	\$50,840.00	\$10,490.00	\$16,085.00
Clark	\$1,556,053.77	\$7,481,790.01	\$17,365.00	\$0.00	\$133.00	\$63,981.00	\$54,285.00
Davies	\$2,107,327.87	\$5,373,405.94	\$357,317.45	\$11,938.42	\$341,081.88	\$4,238.68	\$4,850.00
Fayette	\$1,747,126.90	\$6,827,466.64	\$514,471.00	\$0.00	\$253,207.12	\$4,181.60	\$15,060.00
Fleming	\$136,324.00	\$719,410.00	\$0.00	\$0.00	\$0.00	\$5,573.00	\$6,923.00
Floyd	\$2,127,190.00	\$7,969,818.00	\$49,772.00	\$0.00	\$0.00	\$35,819.00	\$36,647.00
Franklin	\$783,853.00	\$1,830,114.21	\$329,763.42	\$986.55	\$1,653.00	\$12,855.00	\$12,910.00
Grant	\$225,780.00	\$842,561.00	\$0.00	\$0.00	\$0.00	\$1,435.00	\$835.00
Graves	\$618,922.23	\$1,510,958.75	\$60,806.78	\$0.00	\$132,720.71	\$0.00	\$63.00
Grayson	\$715,385.00	\$2,425,625.00	\$36,984.25	\$0.00	\$23,879.77	\$10,345.00	\$10,511.00
Green	\$24,640.00	\$108,785.32	\$0.00	\$0.00	\$0.00	\$0.00	\$0.00
Greenup	\$1,123,153.10	\$4,936,004.58	\$20,282.18	\$0.00	\$369.50	\$31,445.00	\$31,358.00
Hardin	\$2,179,094.75	\$8,516,537.50	\$86,832.23	\$552.60	\$145,438.50	\$15,247.00	\$23,218.00
Harrison	\$128,690.00	\$708,167.00	\$0.00	\$0.00	\$0.00	\$1,915.00	\$2,780.00
Henderson	\$1,294,714.51	\$3,401,463.80	\$174,783.35	\$0.00	\$3,459.00	\$120.00	\$120.00
Henry	\$0.00	\$0.00	\$9,991.00	\$0.00	\$0.00	\$0.00	\$0.00
Hickman	\$4,971.00	\$4,224.00	\$5,410.00	\$0.00	\$0.00	\$0.00	\$0.00
Hopkins	\$753,754.00	\$734,716.50	\$75,196.00	\$1,763.85	\$1,630.00	\$113.00	\$0.00
Jefferson	\$15,571,258.69	\$61,896,070.47	\$4,365,060.00	\$112,871.98	\$3,441,837.67	\$33,932.25	\$38,910.95
Jessamine	\$0.00	\$63,016.00	\$8,383.00	\$0.00	\$7,984.55	\$0.00	\$0.00
Kenton	\$1,300,304.23	\$5,490,682.80	\$536,098.06	\$10,597.00	\$1,176,492.02	\$9,584.27	\$12,229.00
Knox	\$0.00	\$0.00	\$12,786.00	\$0.00	\$10,771.55	\$0.00	\$0.00
Laurel	\$1,798,881.90	\$6,954,041.75	\$70,834.50	\$0.00	\$0.00	\$4,624.00	\$9,586.00
Letcher	\$0.00	\$0.00	\$1,989.00	\$0.00	\$0.00	\$0.00	\$0.00
Lewis	\$0.00	\$135,950.00	\$0.00	\$0.00	\$0.00	\$200.00	\$200.00
Lincoln	\$247,135.00	\$534,304.00	\$0.00	\$0.00	\$0.00	\$1,747.00	\$2,915.00
Lyon	\$13,004.00	\$20,217.00	\$1,772.00	\$0.00	\$7,982.00	\$0.00	\$0.00
Madison	\$1,224,021.61	\$4,911,917.19	\$13,049.00	\$0.00	\$63,013.00	\$21,606.00	\$24,498.79
Marion	\$0.00	\$10,363.00	\$41,282.00	\$4,601.71	\$148,413.49	\$0.00	\$0.00
Marshall	\$10,380.00	\$21,390.00	\$0.00	\$0.00	\$0.00	\$0.00	\$0.00
Martin	\$211,036.08	\$972,426.00	\$0.00	\$0.00	\$0.00	\$2,350.00	\$3,270.00
Mason	\$650,568.77	\$4,467,545.61	\$44,295.00	\$0.00	\$46,800.00	\$9,754.00	\$10,716.00

The Year In Review

County	Bingo Gross	Pulltab Gross	Raffle Gross	NC Prize Wheels Gross	Special License Gross	Ret'd Checks Collected	Ret'd Checks
Mccracken	\$2,178,816.86	\$7,588,791.10	\$52,739.00	\$0.00	\$46,534.00	\$15,479.86	\$31,397.00
Mccreary	\$173,745.00	\$687,539.00	\$0.00	\$0.00	\$500.00	\$1,884.00	\$2,735.00
Meade	\$257,729.71	\$3,458,900.85	\$13,145.00	\$0.00	\$109,716.86	\$9,650.00	\$8,645.00
Metcalfe	\$997,336.50	\$4,329,167.50	\$6,110.00	\$0.00	\$0.00	\$8,885.00	\$12,734.79
Muhlenberg	\$82,245.00	\$301,683.00	\$16,842.00	\$0.00	\$0.00	\$110.00	\$110.00
Nelson	\$798,006.05	\$2,585,605.00	\$440,099.80	\$1,948.00	\$267,571.04	\$12,390.06	\$13,766.00
Oldham	\$0.00	\$0.00	\$51,934.50	\$3,585.00	\$55,508.64	\$0.00	\$75.00
Pendleton	\$164,988.00	\$583,407.00	\$0.00	\$0.00	\$0.00	\$0.00	\$462.00
Perry	\$710,109.00	\$2,765,202.00	\$56,690.00	\$0.00	\$0.00	\$5,180.00	\$5,860.00
Pike	\$1,016,584.00	\$6,323,043.00	\$59,178.00	\$0.00	\$0.00	\$4,048.00	\$5,683.00
Powell	\$71,368.50	\$346,121.00	\$9,397.00	\$0.00	\$0.00	\$0.00	\$0.00
Pulaski	\$2,062,883.35	\$6,640,987.50	\$157,983.00	\$0.00	\$0.00	\$30,570.24	\$43,811.99
Rowan	\$509,653.95	\$1,932,189.83	\$57,391.65	\$0.00	\$7,224.00	\$2,205.00	\$1,780.00
Scott	\$411,160.00	\$1,450,854.00	\$0.00	\$0.00	\$34,833.00	\$0.00	\$694.00
Shelby	\$526,498.00	\$1,596,960.00	\$43,664.00	\$476.00	\$7,251.00	\$4,315.00	\$6,670.00
Simpson	\$5,916,693.29	\$16,508,778.30	\$55,500.00	\$0.00	\$0.00	\$9,499.00	\$13,878.80
Taylor	\$0.00	\$292,458.69	\$5,634.00	\$0.00	\$0.00	\$0.00	\$100.00
Todd	\$1,647,041.54	\$8,411,085.18	\$4,687.00	\$0.00	\$0.00	\$5,546.00	\$11,855.00
Trigg	\$41,166.00	\$53,898.00	\$3,337.00	\$0.00	\$4,667.00	\$0.00	\$0.00
Union	\$191,473.80	\$195,361.00	\$15,721.00	\$666.31	\$18,635.52	\$403.00	\$890.00
Warren	\$749,445.00	\$1,882,025.00	\$6,987,285.64	\$0.00	\$66,722.50	\$0.00	\$608.00
Washington	\$133,216.23	\$379,065.00	\$60,457.75	\$0.00	\$29,030.11	\$1,846.00	\$2,310.00
Whitley	\$2,458,384.95	\$9,458,915.50	\$34,898.00	\$0.00	\$0.00	\$26,340.46	\$57,590.46
Woodford	\$198,504.00	\$587,791.00	\$60,617.00	\$0.00	\$47,450.75	\$0.00	\$0.00

The Year In Review

County	Bingo Payouts	Pulltab Payouts	Raffle Payouts	NC Prize Wheels Payouts	Special License Payouts
Adair	\$613,613.00	\$749,387.00	\$10,990.00	\$0.00	\$0.00
Anderson	\$420,616.00	\$1,229,769.00	\$5,897.00	\$0.00	\$122.00
Barren	\$0.00	\$0.00	\$17,386.00	\$0.00	\$0.00
Bath	\$0.00	\$0.00	\$11,500.00	\$0.00	\$0.00
Bell	\$4,545,329.00	\$11,142,593.00	\$64,434.50	\$0.00	\$17,639.00
Boone	\$988,228.52	\$3,173,355.00	\$71,730.82	\$0.00	\$94,963.96
Bourbon	\$0.00	\$0.00	\$0.00	\$0.00	\$0.00
Boyd	\$1,321,755.55	\$5,960,382.00	\$95,553.91	\$0.00	\$1,463.00
Boyle	\$277,092.13	\$674,977.00	\$10,195.80	\$0.00	\$39,724.15
Bracken	\$3,000.00	\$4,339.00	\$6,750.00	\$0.00	\$15,044.00
Breckinridge	\$216,176.00	\$664,768.00	\$1,751.20	\$0.00	\$9,448.05
Bullitt	\$1,019,949.00	\$2,724,737.00	\$13,895.76	\$1,126.74	\$16,598.22
Calloway	\$141,246.00	\$280,288.00	\$1,250.00	\$0.00	\$8,122.00
Campbell	\$654,810.34	\$1,274,702.00	\$138,036.17	\$2,726.75	\$157,795.61
Carlisle	\$2,140.39	\$3,914.00	\$3,000.00	\$0.00	\$0.00
Carroll	\$67,549.00	\$259,786.00	\$0.00	\$0.00	\$0.00
Christian	\$1,446,796.50	\$1,132,319.00	\$25,770.55	\$0.00	\$26,745.13
Clark	\$1,762,659.00	\$5,601,766.99	\$5,402.80	\$0.00	\$25.00
Daviess	\$1,798,389.00	\$4,079,325.00	\$98,470.72	\$0.00	\$88,733.86
Fayette	\$1,684,247.34	\$5,237,008.02	\$182,991.10	\$0.00	\$88,668.72
Fleming	\$208,716.00	\$547,296.00	\$0.00	\$0.00	\$0.00
Floyd	\$2,691,301.00	\$6,054,015.50	\$40,943.41	\$0.00	\$0.00
Franklin	\$736,682.00	\$1,389,190.00	\$80,116.34	\$0.00	\$826.50
Grant	\$324,699.00	\$629,897.00	\$0.00	\$0.00	\$0.00
Graves	\$769,797.63	\$1,115,134.00	\$22,053.88	\$0.00	\$56,282.67
Grayson	\$827,006.00	\$1,863,581.00	\$5,936.33	\$0.00	\$13,702.44
Green	\$30,008.50	\$81,500.00	\$0.00	\$0.00	\$0.00
Greenup	\$1,207,489.00	\$3,844,543.00	\$23,321.50	\$0.00	\$0.00
Hardin	\$2,535,714.90	\$6,525,825.00	\$29,219.37	\$0.00	\$73,438.66
Harrison	\$169,383.00	\$536,447.00	\$0.00	\$0.00	\$0.00
Henderson	\$1,007,295.00	\$2,627,596.00	\$60,484.00	\$0.00	\$1,420.00
Henry	\$0.00	\$0.00	\$437.00	\$0.00	\$0.00
Hickman	\$2,251.84	\$3,010.00	\$0.00	\$0.00	\$0.00
Hopkins	\$623,564.00	\$552,526.00	\$20,016.06	\$0.00	\$1,175.00
Jefferson	\$18,501,852.82	\$47,181,055.89	\$1,448,489.16	\$4,331.83	\$1,284,874.16
Jessamine	\$0.00	\$46,867.00	\$5,263.30	\$0.00	\$3,488.88
Kenton	\$1,439,582.00	\$4,143,883.28	\$173,070.72	\$500.00	\$406,412.08
Knox	\$0.00	\$0.00	\$3,500.00	\$0.00	\$2,484.00
Laurel	\$2,416,000.00	\$5,449,615.00	\$53,825.98	\$0.00	\$0.00
Letcher	\$0.00	\$0.00	\$500.00	\$0.00	\$0.00
Lewis	\$0.00	\$104,578.00	\$0.00	\$0.00	\$0.00
Lincoln	\$236,745.00	\$393,899.00	\$0.00	\$0.00	\$0.00
Lyon	\$12,802.00	\$13,793.00	\$1,012.00	\$0.00	\$4,356.00
Madison	\$1,368,905.00	\$3,775,867.00	\$5,795.50	\$0.00	\$53,341.00
Marion	\$0.00	\$8,305.00	\$14,780.50	\$0.00	\$59,253.40
Marshall	\$10,875.00	\$15,532.00	\$0.00	\$0.00	\$0.00
Martin	\$349,550.00	\$758,555.00	\$0.00	\$0.00	\$0.00
Mason	\$912,929.00	\$3,455,793.00	\$42,337.71	\$0.00	\$19,723.00

The Year In Review

County	Bingo Payouts	Pulltab Payouts	Raffle Payouts	NC Prize Wheels Payouts	Special License Payouts
Mccracken	\$2,320,430.25	\$5,742,721.00	\$32,607.34	\$0.00	\$20,021.00
Mccreary	\$205,153.00	\$512,769.00	\$0.00	\$0.00	\$500.00
Meade	\$317,993.00	\$2,760,964.00	\$7,400.00	\$0.00	\$56,364.38
Metcalfe	\$988,022.00	\$3,272,875.00	\$3,383.00	\$0.00	\$0.00
Muhlenberg	\$84,435.00	\$235,952.00	\$3,003.00	\$0.00	\$0.00
Nelson	\$782,619.00	\$1,946,428.00	\$158,752.89	\$628.58	\$98,450.46
Oldham	\$0.00	\$0.00	\$8,611.30	\$0.00	\$13,979.80
Pendleton	\$208,545.00	\$438,760.00	\$0.00	\$0.00	\$0.00
Perry	\$836,833.00	\$2,125,301.00	\$11,897.26	\$0.00	\$0.00
Pike	\$1,527,499.00	\$4,866,678.00	\$42,291.13	\$0.00	\$0.00
Powell	\$104,458.00	\$256,424.00	\$4,796.00	\$0.00	\$0.00
Pulaski	\$2,201,574.00	\$5,077,398.00	\$38,744.85	\$0.00	\$11,839.00
Rowan	\$510,262.00	\$1,418,505.00	\$37,425.90	\$0.00	\$5,458.68
Scott	\$468,529.00	\$1,075,164.00	\$0.00	\$0.00	\$15,000.00
Shelby	\$713,703.00	\$1,199,510.00	\$13,636.00	\$0.00	\$4,561.00
Simpson	\$5,948,330.00	\$12,508,301.48	\$27,644.70	\$0.00	\$0.00
Taylor	\$0.00	\$232,200.00	\$4,401.50	\$0.00	\$0.00
Todd	\$1,720,000.00	\$6,508,619.00	\$1,395.00	\$0.00	\$0.00
Trigg	\$39,141.00	\$37,096.00	\$2,496.00	\$0.00	\$3,295.00
Union	\$166,199.50	\$149,834.00	\$6,286.40	\$0.00	\$4,528.40
Warren	\$867,611.00	\$1,436,549.00	\$1,927,039.27	\$0.00	\$28,547.33
Washington	\$132,709.00	\$289,240.00	\$16,343.50	\$0.00	\$3,955.95
Whitley	\$3,038,097.00	\$7,267,648.00	\$18,773.93	\$0.00	\$0.00
Woodford	\$208,271.50	\$454,174.00	\$20,044.00	\$0.00	\$26,919.75

The Year In Review

County	Supplies-Equipment-CMD	Rent	Janitorial Services	Security	Bookkeeping
Adair	\$42,067.16	\$9,800.00	\$5,200.00	\$11,570.00	\$0.00
Anderson	\$72,029.56	\$32,550.00	\$0.00	\$0.00	\$0.00
Barren	\$0.00	\$0.00	\$0.00	\$0.00	\$0.00
Bath	\$0.00	\$0.00	\$0.00	\$0.00	\$0.00
Bell	\$982,334.91	\$252,875.00	\$12,118.33	\$12,655.00	\$7,850.00
Boone	\$197,718.81	\$38,025.00	\$12,750.00	\$1,575.00	\$2,100.00
Bourbon	\$0.00	\$0.00	\$0.00	\$0.00	\$0.00
Boyd	\$397,826.99	\$61,300.00	\$13,370.00	\$29,679.31	\$22,550.00
Boyle	\$77,322.72	\$20,150.00	\$4,020.00	\$0.00	\$0.00
Bracken	\$751.12	\$0.00	\$0.00	\$0.00	\$0.00
Breckinridge	\$31,710.43	\$130.67	\$7,200.00	\$0.00	\$0.00
Bullitt	\$167,297.65	\$82,400.00	\$0.00	\$8,750.00	\$0.00
Calloway	\$14,945.30	\$0.00	\$0.00	\$0.00	\$0.00
Campbell	\$100,532.33	\$0.00	\$16,100.00	\$720.00	\$6,441.44
Carlisle	\$476.89	\$0.00	\$0.00	\$0.00	\$0.00
Carroll	\$20,590.83	\$0.00	\$0.00	\$0.00	\$0.00
Christian	\$108,301.23	\$64,900.00	\$5,970.00	\$0.00	\$0.00
Clark	\$370,461.17	\$318,100.00	\$0.00	\$10,160.00	\$10,142.00
Daviess	\$334,146.04	\$193,810.00	\$0.00	\$36,685.00	\$17,800.00
Fayette	\$531,834.97	\$294,765.00	\$0.00	\$32,520.00	\$9,159.63
Fleming	\$45,006.93	\$12,500.00	\$0.00	\$2,500.00	\$0.00
Floyd	\$571,944.60	\$151,000.00	\$13,910.00	\$0.00	\$0.00
Franklin	\$101,761.84	\$0.00	\$0.00	\$0.00	\$0.00
Grant	\$29,398.50	\$32,550.00	\$0.00	\$0.00	\$1,200.00
Graves	\$70,122.84	\$15,000.00	\$11,460.00	\$0.00	\$8,327.00
Grayson	\$124,864.97	\$0.00	\$16,585.00	\$0.00	\$9,680.00
Green	\$4,986.19	\$0.00	\$0.00	\$0.00	\$1,000.00
Greenup	\$293,919.09	\$100,500.00	\$7,705.00	\$0.00	\$9,100.00
Hardin	\$515,009.04	\$206,072.50	\$34,492.67	\$13,800.00	\$10,169.52
Harrison	\$32,900.15	\$0.00	\$0.00	\$0.00	\$0.00
Henderson	\$228,165.62	\$218,450.00	\$0.00	\$23,322.50	\$1,500.00
Henry	\$0.00	\$0.00	\$0.00	\$0.00	\$0.00
Hickman	\$95.38	\$0.00	\$0.00	\$0.00	\$0.00
Hopkins	\$70,720.80	\$0.00	\$3,337.40	\$0.00	\$0.00
Jefferson	\$3,169,243.21	\$2,343,730.50	\$14,190.00	\$291,359.75	\$15,650.07
Jessamine	\$1,990.39	\$0.00	\$0.00	\$0.00	\$0.00
Kenton	\$259,292.20	\$0.00	\$15,123.76	\$27,499.50	\$9,026.24
Knox	\$0.00	\$1,400.00	\$0.00	\$0.00	\$0.00
Laurel	\$396,179.72	\$49,275.00	\$14,900.00	\$5,300.00	\$10,575.00
Letcher	\$0.00	\$0.00	\$0.00	\$0.00	\$0.00
Lewis	\$4,223.57	\$0.00	\$1,947.30	\$0.00	\$0.00
Lincoln	\$27,700.33	\$0.00	\$0.00	\$0.00	\$800.00
Lyon	\$698.28	\$0.00	\$0.00	\$0.00	\$0.00
Madison	\$180,131.57	\$181,800.00	\$25,300.00	\$0.00	\$10,380.00
Marion	\$1,963.56	\$0.00	\$0.00	\$0.00	\$0.00
Marshall	\$1,147.98	\$0.00	\$0.00	\$0.00	\$310.00
Martin	\$34,759.42	\$0.00	\$0.00	\$0.00	\$0.00

The Year In Review

County	Supplies-Equipment-CMD	Rent	Janitorial Services	Security	Bookkeeping
Mason	\$172,101.74	\$0.00	\$0.00	\$0.00	\$1,150.00
Mccracken	\$317,826.16	\$375,925.00	\$0.00	\$36,751.25	\$6,576.77
Mccreary	\$35,077.99	\$16,800.00	\$3,020.00	\$570.00	\$0.00
Meade	\$148,270.62	\$17,700.00	\$7,680.00	\$4,800.00	\$480.00
Metcalfe	\$173,909.17	\$98,000.00	\$20,500.00	\$15,101.28	\$0.00
Muhlenberg	\$13,432.70	\$15,300.00	\$1,550.00	\$0.00	\$0.00
Nelson	\$176,947.11	\$96,979.02	\$0.00	\$2,110.00	\$438.45
Oldham	\$343.44	\$0.00	\$0.00	\$0.00	\$0.00
Pendleton	\$24,665.12	\$15,600.00	\$0.00	\$0.00	\$0.00
Perry	\$126,413.44	\$49,500.00	\$0.00	\$5,200.00	\$0.00
Pike	\$362,155.42	\$208,100.00	\$0.00	\$0.00	\$3,640.00
Powell	\$17,797.29	\$0.00	\$0.00	\$0.00	\$0.00
Pulaski	\$451,315.91	\$279,024.00	\$37,550.00	\$0.00	\$1,400.00
Rowan	\$155,431.83	\$67,600.00	\$0.00	\$0.00	\$3,700.00
Scott	\$80,054.83	\$83,200.00	\$0.00	\$0.00	\$0.00
Shelby	\$57,567.43	\$40,300.00	\$15,852.90	\$2,880.00	\$1,950.00
Simpson	\$1,380,534.27	\$716,875.00	\$48,257.50	\$34,693.00	\$16,180.25
Taylor	\$11,400.30	\$0.00	\$0.00	\$0.00	\$1,295.00
Todd	\$332,852.87	\$176,950.00	\$72,340.00	\$29,545.00	\$8,038.17
Trigg	\$2,006.74	\$0.00	\$0.00	\$0.00	\$0.00
Union	\$20,312.59	\$11,000.00	\$350.00	\$0.00	\$0.00
Warren	\$72,525.31	\$650.00	\$2,000.00	\$0.00	\$0.00
Washington	\$19,592.51	\$0.00	\$0.00	\$0.00	\$0.00
Whitley	\$711,173.79	\$264,791.00	\$40,898.21	\$6,650.00	\$1,590.00
Woodford	\$24,277.40	\$0.00	\$0.00	\$0.00	\$500.00